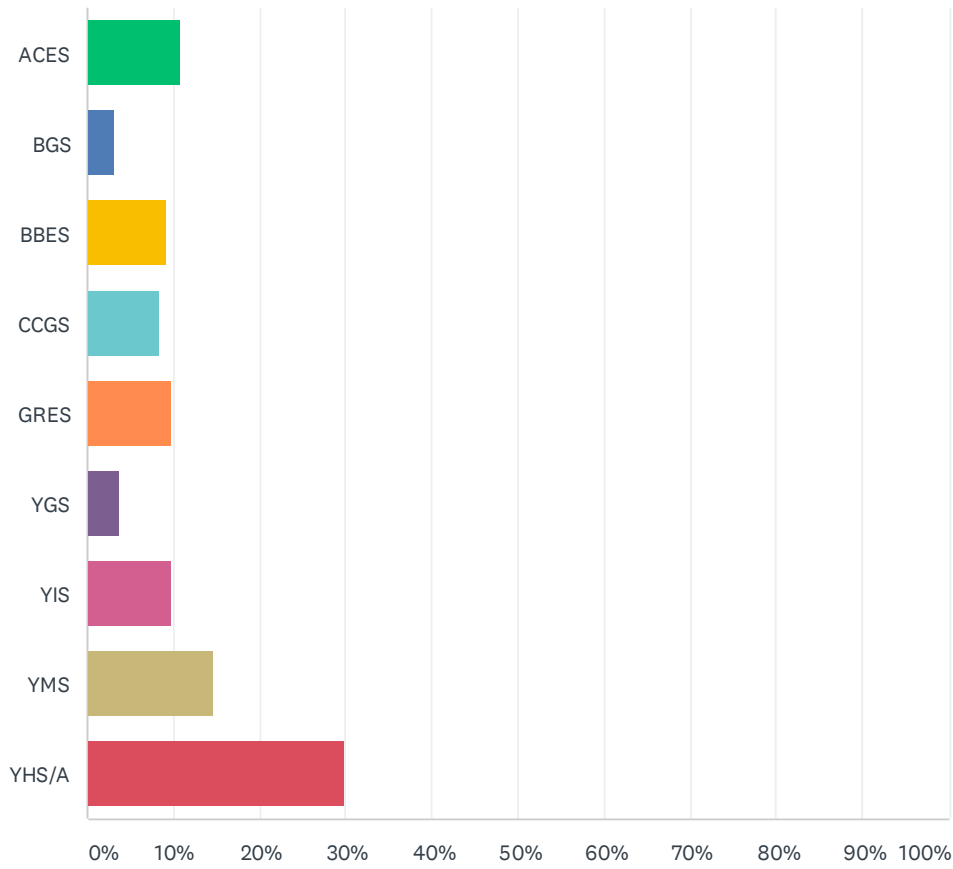


Q1 Please select your child's school

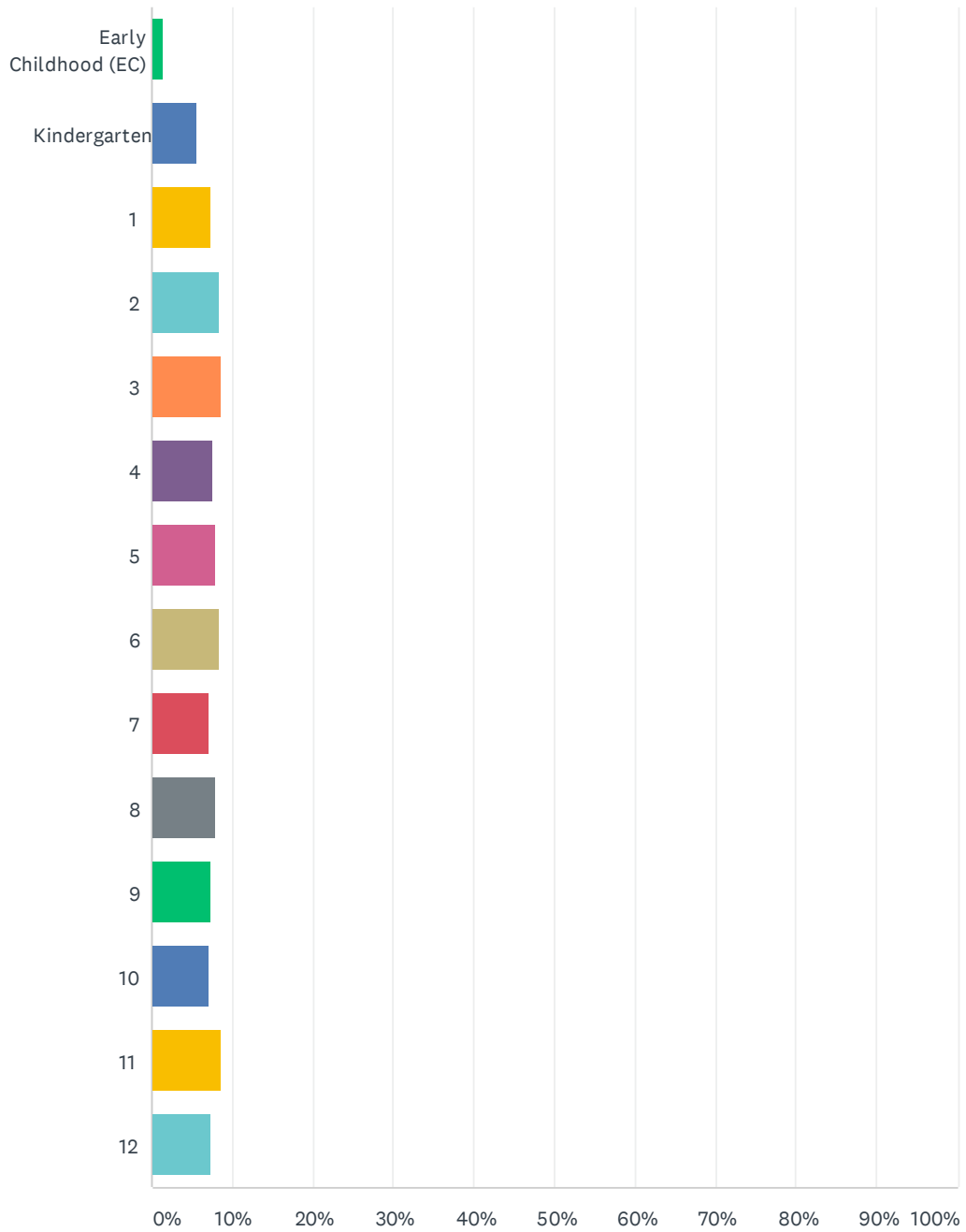
Answered: 3,901 Skipped: 7



ANSWER CHOICES	RESPONSES	
ACES	10.92%	426
BGS	3.23%	126
BBES	9.15%	357
CCGS	8.46%	330
GRES	9.87%	385
YGS	3.77%	147
YIS	9.89%	386
YMS	14.69%	573
YHS/A	30.02%	1,171
TOTAL		3,901

Q2 Please select your child's grade level for the 2020-21 school year

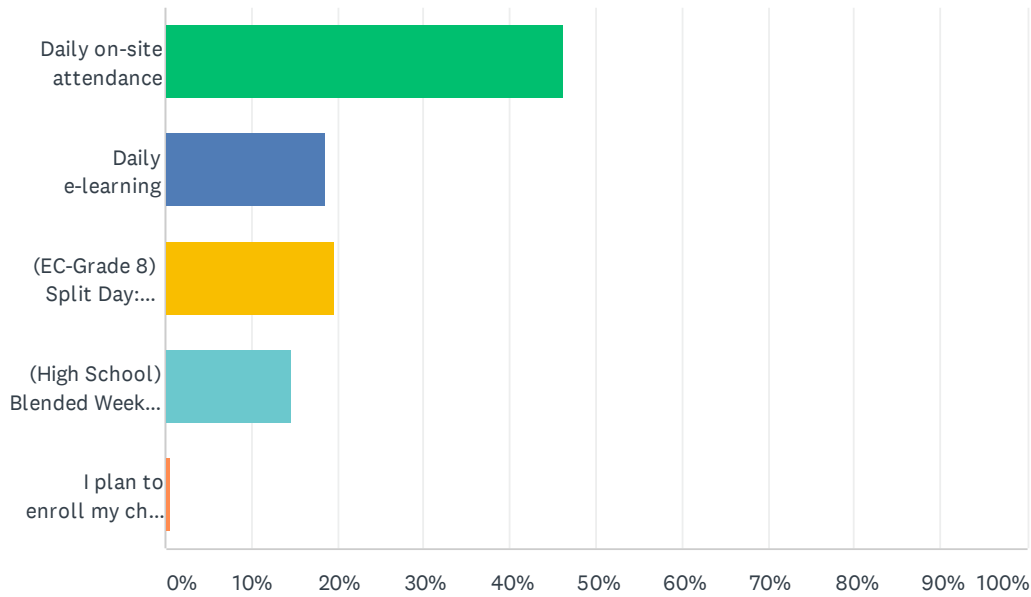
Answered: 3,902 Skipped: 6



ANSWER CHOICES	RESPONSES	
Early Childhood (EC)	1.54%	60
Kindergarten	5.56%	217
1	7.36%	287
2	8.35%	326
3	8.51%	332
4	7.46%	291
5	7.87%	307
6	8.33%	325
7	7.05%	275
8	7.87%	307
9	7.33%	286
10	7.07%	276
11	8.48%	331
12	7.23%	282
TOTAL		3,902

Q3 What would be the ideal educational setting for your child?

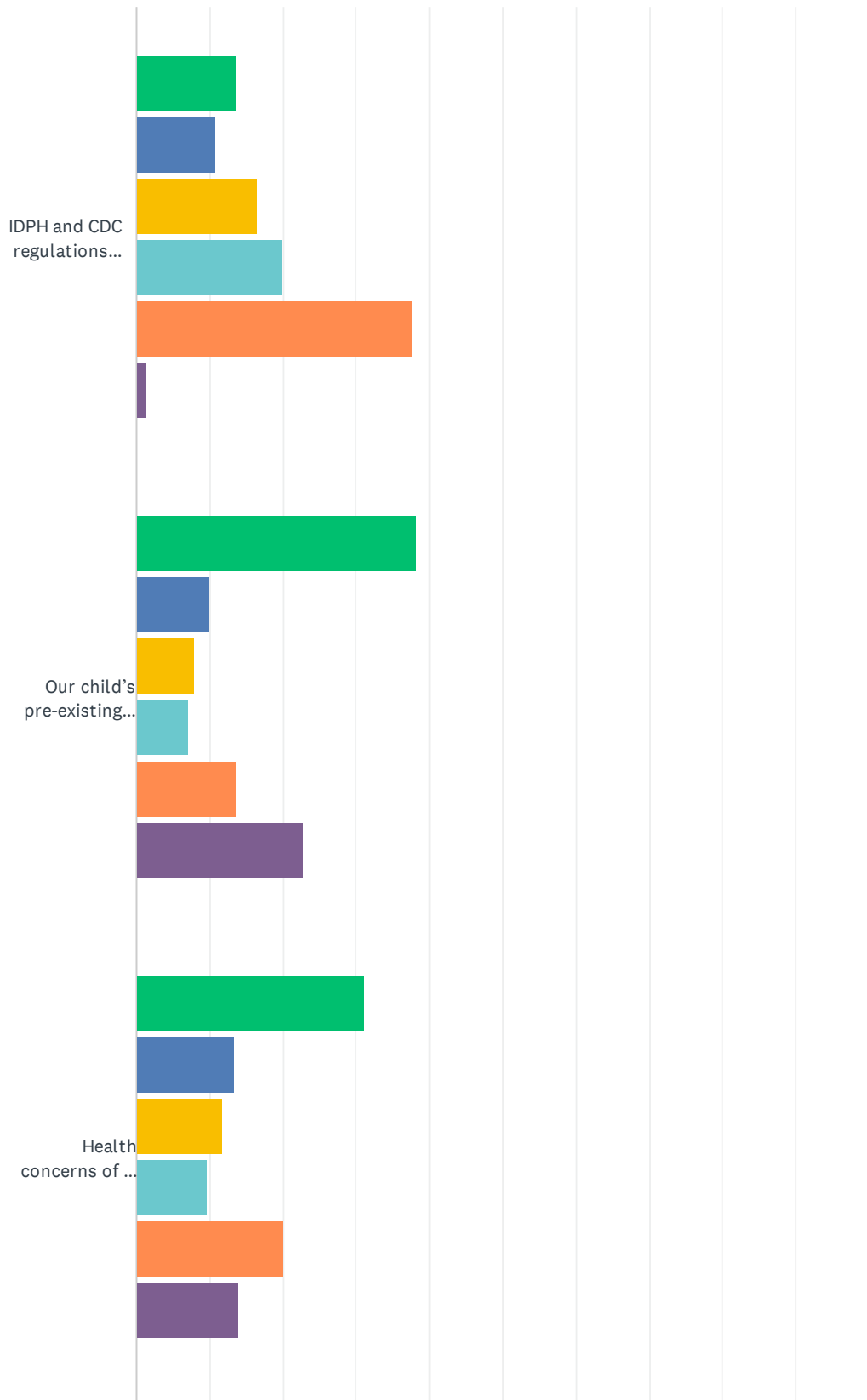
Answered: 3,900 Skipped: 8

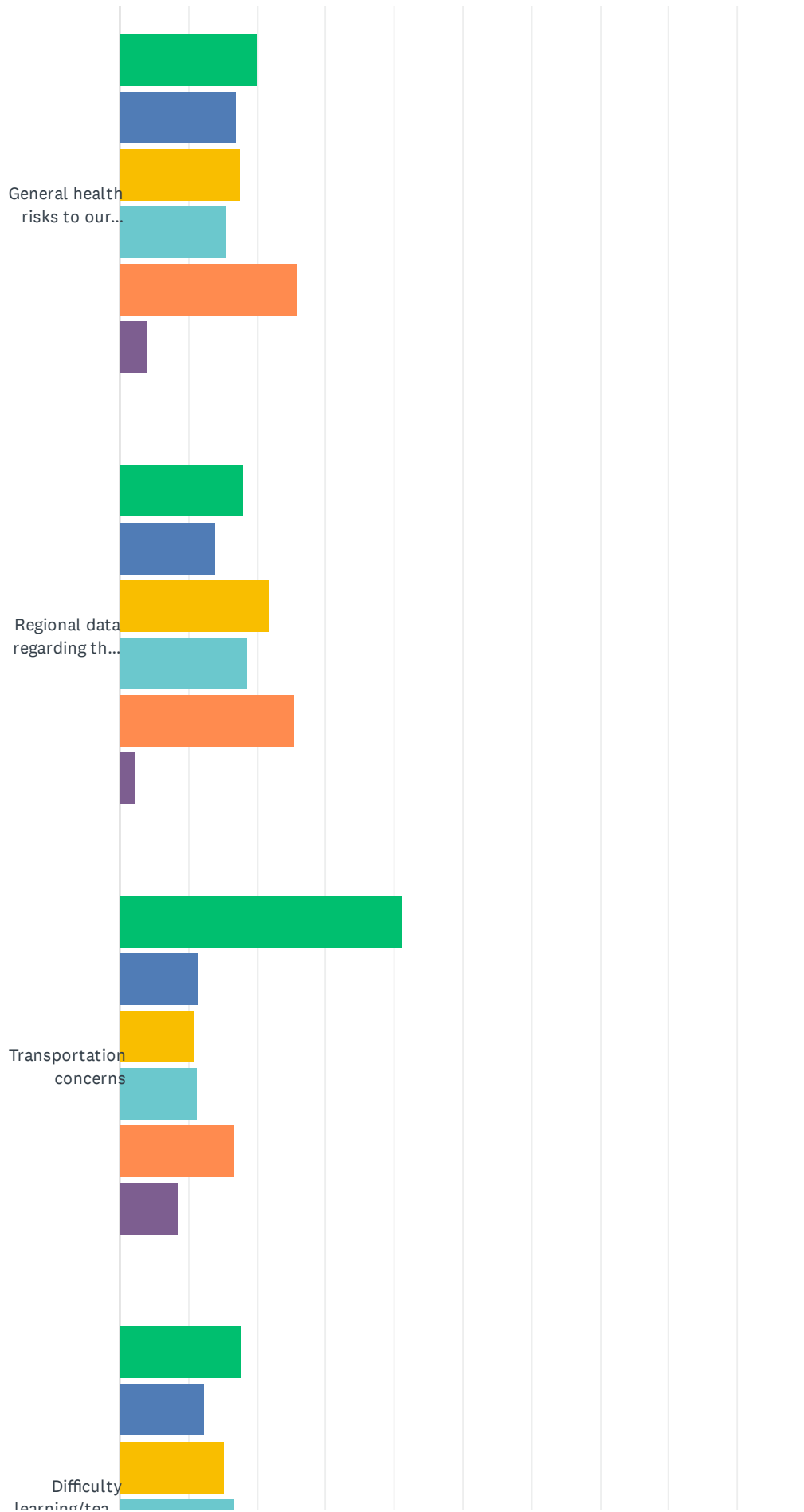


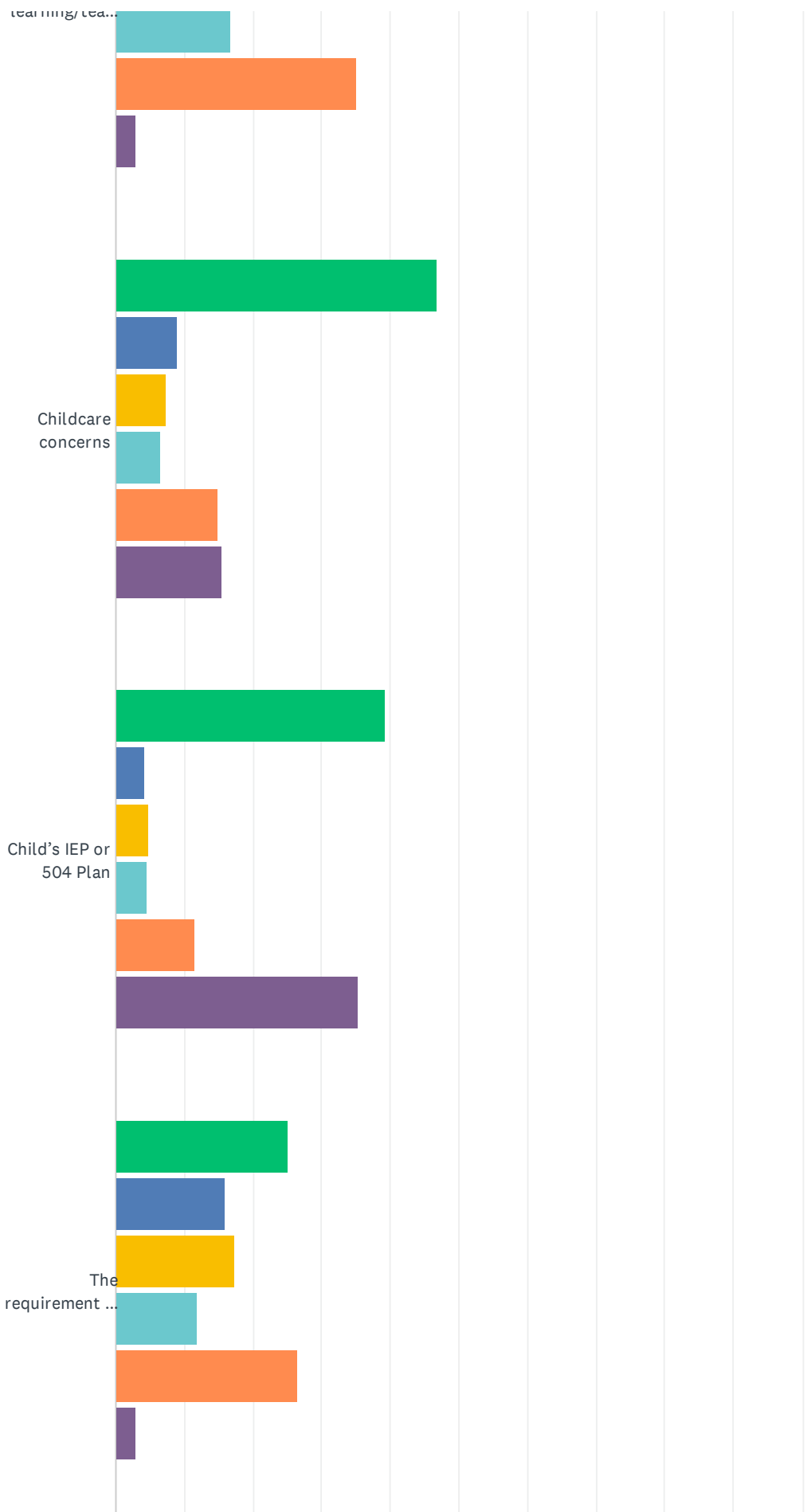
ANSWER CHOICES	RESPONSES
Daily on-site attendance	46.33% 1,807
Daily e-learning	18.54% 723
(EC-Grade 8) Split Day: attendance half a day; morning or afternoon	19.67% 767
(High School) Blended Weeks: alternating on-site and e-learning days; e.g., M-W-F on-site/T-TH virtual	14.74% 575
I plan to enroll my child in a private/charter/home school and not enroll him/her as a student in Yorkville CUSD 115.	0.72% 28
TOTAL	3,900

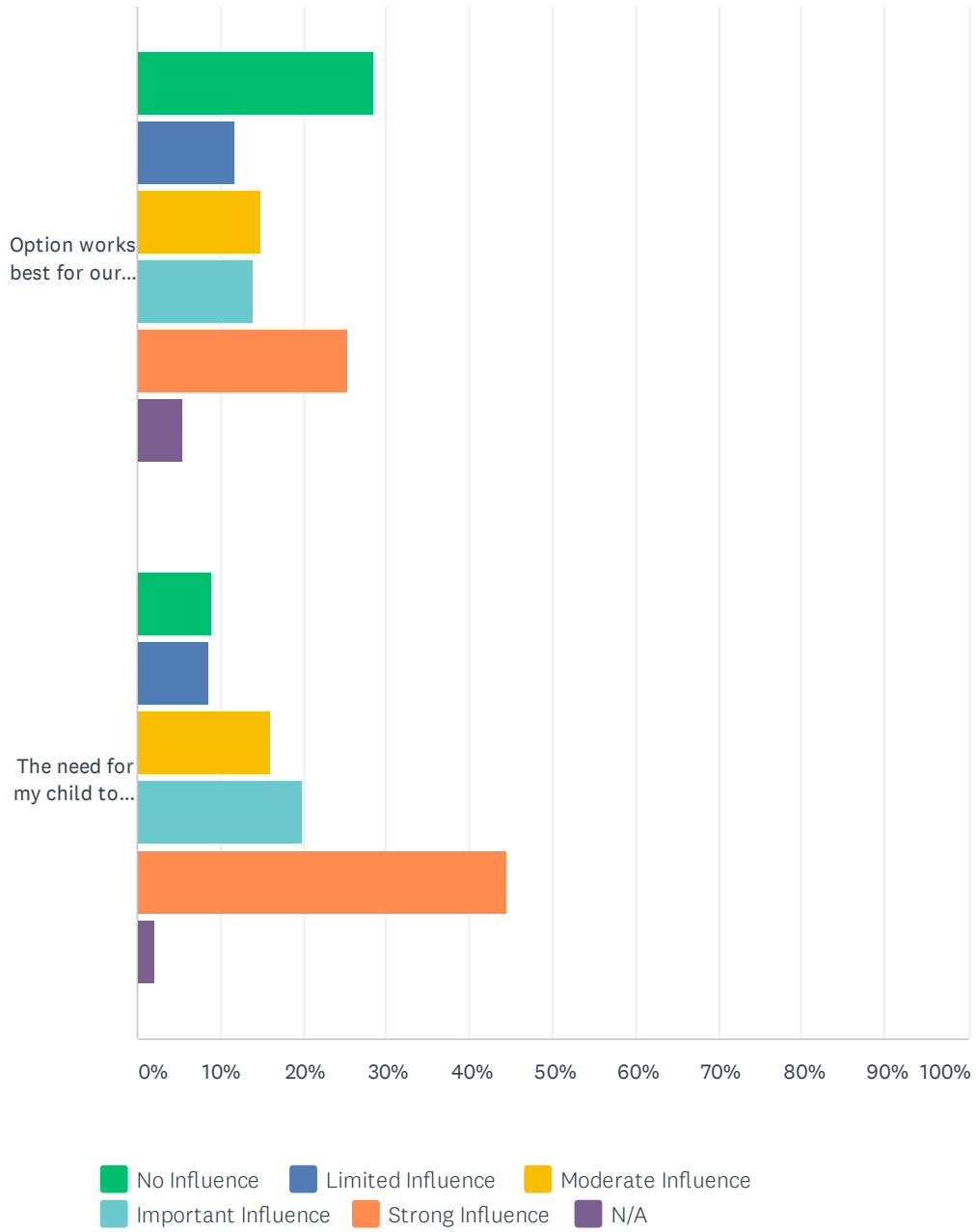
Q4 Please rank the level of influence each of the below factors had on your decision?

Answered: 3,901 Skipped: 7









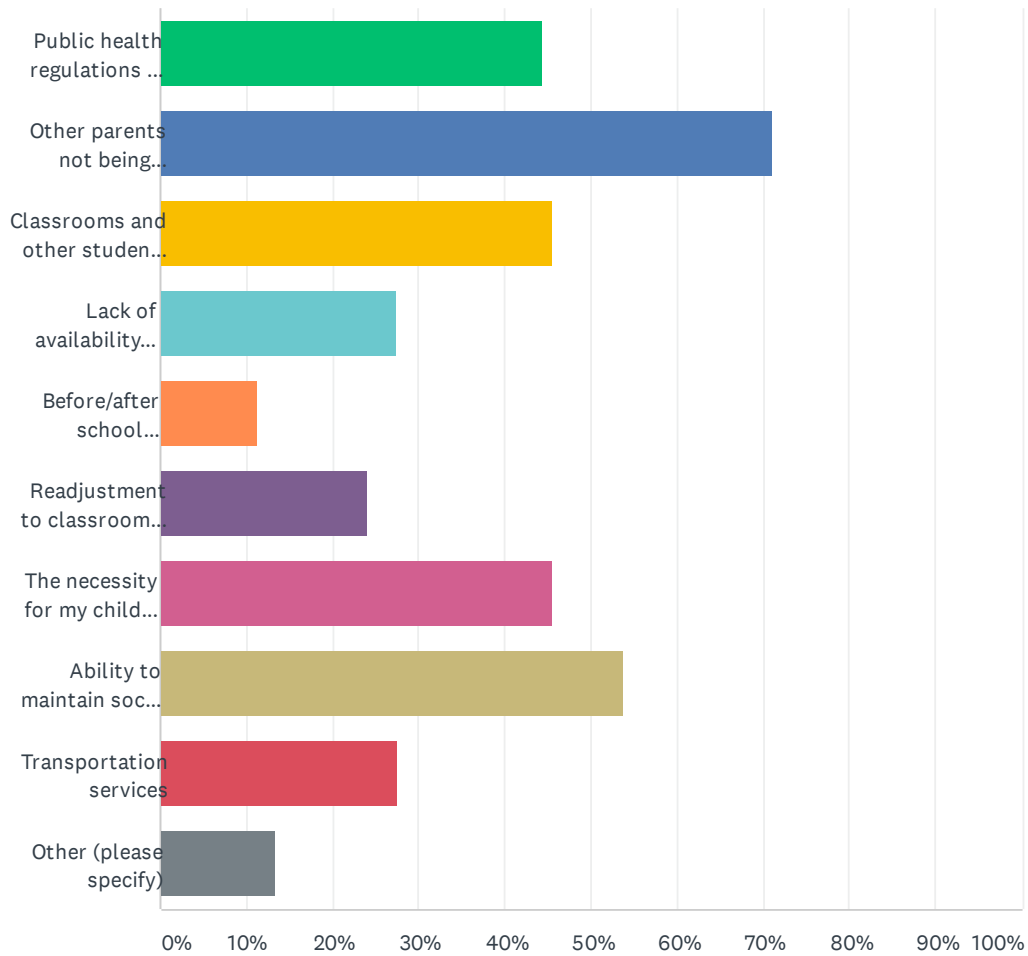
	NO INFLUENCE	LIMITED INFLUENCE	MODERATE INFLUENCE	IMPORTANT INFLUENCE	STRONG INFLUENCE	N/A	TOTAL	WEIGHTED AVERAGE
IDPH and CDC regulations being in place (symptom checks of employees and students will be required before entering school; classrooms and other gathering spaces will be cleaned and sanitized daily; and sanitizing supplies, including hand sanitizers will be readily available)	13.66% 532	10.86% 423	16.56% 645	19.82% 772	37.69% 1,468	1.41% 55	3,895	3.58
Our child's pre-existing health conditions	38.30% 1,490	10.13% 394	7.89% 307	7.20% 280	13.65% 531	22.83% 888	3,890	2.32
Health concerns of a member of the household	31.17% 1,212	13.43% 522	11.73% 456	9.65% 375	20.04% 779	13.99% 544	3,888	2.70
General health risks to our family	20.11% 782	17.03% 662	17.54% 682	15.38% 598	25.93% 1,008	4.01% 156	3,888	3.10
Regional data regarding the rate of COVID infection	17.93% 697	14.04% 546	21.71% 844	18.60% 723	25.49% 991	2.24% 87	3,888	3.20
Transportation concerns	41.26% 1,602	11.43% 444	10.79% 419	11.33% 440	16.64% 646	8.55% 332	3,883	2.46
Difficulty learning/teaching core subjects at home	17.78% 691	12.30% 478	15.23% 592	16.70% 649	35.14% 1,366	2.86% 111	3,887	3.40
Childcare concerns	46.95% 1,825	8.93% 347	7.38% 287	6.41% 249	14.82% 576	15.51% 603	3,887	2.21
Child's IEP or 504 Plan	39.36% 1,526	4.18% 162	4.90% 190	4.64% 180	11.58% 449	35.34% 1,370	3,877	2.15
The requirement for my child to wear a mask at school	25.21% 979	15.91% 618	17.35% 674	12.00% 466	26.67% 1,036	2.86% 111	3,884	2.99
Option works best for our family schedule	28.53% 1,108	11.69% 454	14.94% 580	14.11% 548	25.34% 984	5.38% 209	3,883	2.96
The need for my child to have in-person interactions with others	8.99% 350	8.47% 330	16.15% 629	19.77% 770	44.50% 1,733	2.11% 82	3,894	3.84

Q5 Please list any additional concerns that strongly influenced your preference.

Answered: 1,742 Skipped: 2,166

Q6 If you prefer for your child to attend partial on-site learning, what are your primary concerns? Please check all that apply.

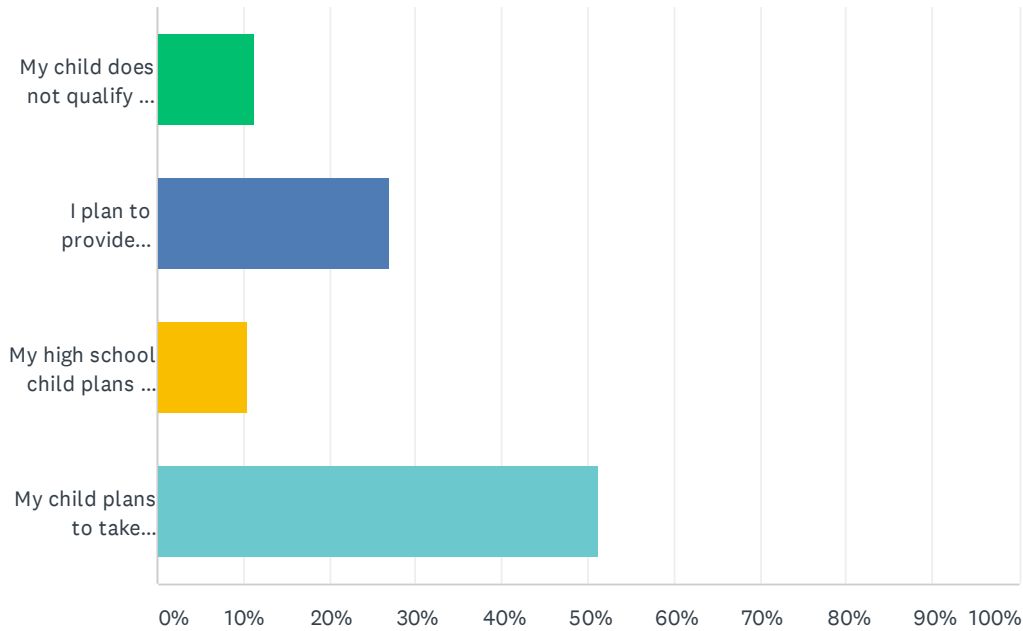
Answered: 2,622 Skipped: 1,286



ANSWER CHOICES	RESPONSES	
Public health regulations not being followed	44.36%	1,163
Other parents not being forthcoming in reporting their child's COVID-19 symptoms	71.17%	1,866
Classrooms and other student gathering places not properly disinfected	45.61%	1,196
Lack of availability of PPE (personal protective equipment, e.g., masks)	27.46%	720
Before/after school childcare options	11.33%	297
Readjustment to classroom or school life	24.14%	633
The necessity for my child to wear a mask	45.65%	1,197
Ability to maintain social distancing protocols	53.66%	1,407
Transportation services	27.57%	723
Other (please specify)	13.46%	353
Total Respondents: 2,622		

Q7 During Phase 4 of the Illinois reopening plan, all individuals on a bus must wear a face mask, and no more than 50 individuals will be on a bus at one time. Given these conditions, what is your transportation preference for your child?

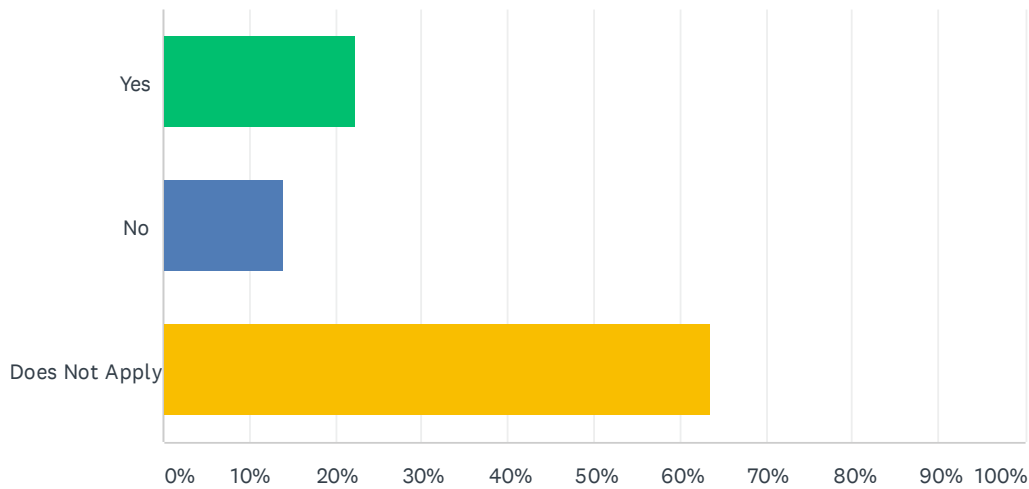
Answered: 3,843 Skipped: 65



ANSWER CHOICES	RESPONSES	
My child does not qualify for district transportation (lives within 1.5 miles from school).	11.29%	434
I plan to provide transportation for my child.	26.93%	1,035
My high school child plans to drive himself/herself to school and will need to park on campus.	10.51%	404
My child plans to take district-provided bus transportation.	51.26%	1,970
TOTAL		3,843

Q8 If you selected “split day” as your preferred attendance model in question 3 (EC-6 only), would your child still be able to participate in that option if district-provided transportation was not available midday (transportation only provided to school for morning students and only home from school for afternoon students).

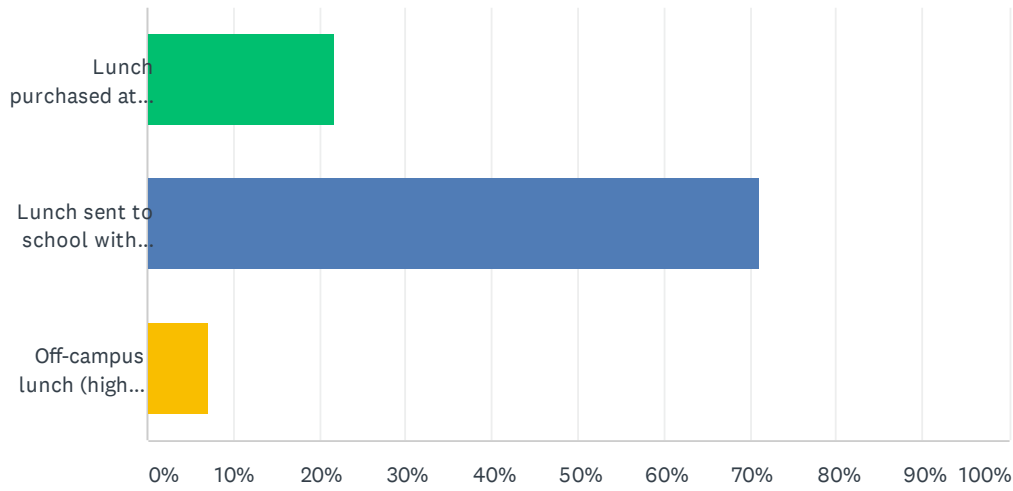
Answered: 3,632 Skipped: 276



ANSWER CHOICES	RESPONSES	
Yes	22.30%	810
No	14.01%	509
Does Not Apply	63.68%	2,313
TOTAL		3,632

Q9 What is your preference for your child's lunch option?

Answered: 3,821 Skipped: 87



ANSWER CHOICES	RESPONSES	
Lunch purchased at school	21.75%	831
Lunch sent to school with child	71.08%	2,716
Off-campus lunch (high school only)	7.17%	274
TOTAL		3,821